




## Series ORG / ORV



Single-row ventilation grille  
with adjustable louvers



ORG – horizontal position  
of louvers



ORV – vertical position  
of louvers

### Application

- Supply and exhaust ventilation, heating and air conditioning networks in industrial, commercial and domestic premises.

### Design

- Made of high-quality extruded aluminium.
- Polymer or anodized grille coating ensures weather-resistant properties.
- Non-standard sizes may be ordered.

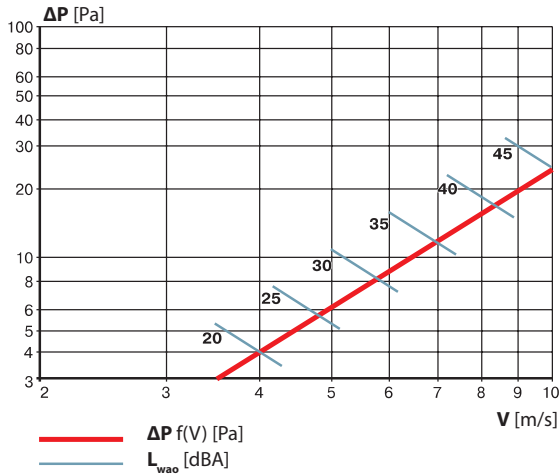
### Modifications

- Available modifications with an air flow regulator (R) and an adapter (A) for connection to air ducts.
- Available modifications with versatile fixing (u) or with special springs (p) for fast mounting.

## Standard size [mm] and air pass [m<sup>2</sup>]

Height H [mm]	Length L [mm]						
	100	150	200	250	300	350	400
100	0.002	0.008	0.014	0.018	0.023	0.027	0.033
150	0.005	0.011	0.017	0.021	0.026	0.030	0.036
200	0.008	0.018	0.025	0.031	0.040	0.045	0.054
250	0.010	0.021	0.032	0.038	0.048	0.055	0.066
300	0.013	0.027	0.041	0.051	0.062	0.071	0.084
350	0.016	0.031	0.046	0.057	0.073	0.081	0.096
400	0.019	0.037	0.055	0.068	0.087	0.100	0.114
450	0.022	0.042	0.062	0.077	0.098	0.112	0.132
500	0.024	0.047	0.069	0.085	0.109	0.125	0.144
600	0.029	0.056	0.083	0.102	0.131	0.149	0.175
700	0.034	0.066	0.098	0.120	0.154	0.175	0.205
800	0.038	0.075	0.112	0.138	0.177	0.201	0.235
900	0.043	0.085	0.127	0.156	0.20	0.227	0.266
1000	0.047	0.094	0.141	0.173	0.22	0.253	0.296

## Pressure loss and sound power level



### Calculation formula

$$\Delta P_p = \Delta P \times K_p$$

### Calculation formula

$$L_{WA} = L_{WAO} \times K$$

	Correction factor $K_p$		
	0°	22°	45°
$K_p$	1	1.25	1.5

	Correction factor K					
	$S_{ap}$ [m <sup>2</sup> ]	0.01	0.02	0.05	0.1	0.2
K [dBA]	-9	-6	-3	0	+3	+6

### Designation:

$\Delta P_p$  – pressure loss at various vane positions [Pa]

$\Delta P$  – pressure loss [Pa]

$K_p$  – correction factor for pressure loss calculation depending on louvre deflection angle

$L_{WA}$  – sound power level [dBA]

$L_{WAO}$  – sound power level for air pass 0.1 m<sup>2</sup> [dBA]

K – correction factor for sound power level calculation depending on air pass [dBA]

$S_{ap}$  – air pass [m<sup>2</sup>]

V – rated speed [m/s]

## Order code



### Grille type:

ORG – single-row grille with individually adjustable horizontal louvres

ORV – single-row grille with individually adjustable vertical louvres

### Grille size:

L – length [mm]

H – height [mm]

### Grille coating:

"\_\_" – colour\* (white by default)  
"Anodized"

### Accessories:

\_\_ – no  
R – air flow regulator  
A – adapter

### Grille fixation:

u – versatile  
p – spring

### \* Standard polymer coating colours:



## Overall and mounting dimensions

